




# M.T.H.

ELECTRIC TRAINS.

7020 Columbia Gateway Drive  
Columbia, MD 21046-1532

[www.mth-railking.com](http://www.mth-railking.com)



The RailKing® Operating Reefer lets you bring increased realism to the operation of your O Gauge layout. With its sturdy ABS body, the Operating Reefer is built to last a lifetime.

Controlled by track power and an Uncoupling/Unloading Track Section, the Operating Reefer door opens and a figure comes out with an unloading dolly then dumps the loads onto the ramp. It is the perfect addition to any industrial railroad.

# Operating Reefer


# INSTRUCTIONS

## Components

The Operating Reefer car comes with four load boxes, one unloading ramp, one pipette of smoke fluid and a pipette extension tube.




## Set Up




When you are ready to operate the Operating Reefer you will first need to decide whether or not you are going to use the smoke unit. If you are not going to use the smoke unit you must make sure the smoke unit switch on the bottom of the car is turned off. Damage could occur if the smoke switch is left on without smoke fluid. Then be sure that the entire car is on the Uncoupling/Unloading Track Section (UTS\*). So that the car's slide shoe pick-ups are in contact w/ the fourth and fifth rails of the UTS. The recommended voltage for operations is 14-16 volts.

\* UTS sold separately


## Loading



Loading Door



Opened Loading Door



Place Loads inside


To load the car, open the body door that moves freely and you will see a small loading door next to a figure. Open the loading door, place 1 load inside and shut the door. Then let the car cycle 1 time. No load will discharge from the car. Please note that once a load has been chambered you can not tip the car over because the load could jam. Please remove all of the loads before tipping the car over or repackaging. Now open the loading door again and place the 3 remaining loads inside. The car is now ready to run 4 cycles before reloading.

## Adding Smoke Fluid


The smoke unit is essentially a small heating element, which cooks a mineral oil-based fluid that omits a harmless smoke. Before applying the smoke fluid make sure the On-Off Switch on the bottom of the car is tuned on. Once you add the smoke fluid you can not tip the car over or repackage the car because the smoke fluid will drain out of the smoke unit and onto the car. If you need to remove the smoke fluid we suggest draining the fluid slowly onto a paper towel or tissue. For best results we recommend you add about 6-8 drops of smoke fluid. For your convenience we have supplied a pipette of smoke fluid and an extension tube to help apply the smoke fluid.

*\*After pipette is empty, it is recommended that you use an eye dropper to add the smoke fluid.*


Smoke Unit On/Off Switch



Smoke Unit  
(black cylinder)



# Operation



Starting Position




*\*Ramp height is compatible with both Realtrax® and Lionel® track.*

Active Position


Hold the UTS switch in the "Unload" position for 2 seconds or until the door begins to move. (Refer to your UTS instruction sheet for complete directions in its use.) The reefer will automatically cycle. A figure will open the Operating Reefer's door, another figure will push out a load then go back inside, then the first figure will shut the door to end the cycle. The next load automatically goes into position for the next cycle. Press the unloading switch again to begin another cycle. The recommended voltage for operations is 14-16 volts.

# Light Bulb Replacement

Before removing the body be sure that smoke fluid and loads have been emptied. Also make certain that the operating door is completely shut.




Remove 4 outside body screws





Remove 4 door guide screws

Remove door guides & door




Remove 6 screws & bracket

Lift the discharge slide over the gear guide and push it back.



After discharge slide is pushed back, lift up to remove from car.

Replace the light bulb by pulling out the bulb and putting a new bulb into the light socket.



You can obtain replacement bulbs directly from the M.T.H. Parts Department.

- Phone 410-381-2580
- email: [parts@mth-railking.com](mailto:parts@mth-railking.com)
- mail: 7020 Columbia Gateway Drive, Columbia, Maryland 21046-1532

**CAUTION: Electrically Operated Product:**

Not recommended for children under 8 years of age. M.T.H. recommends adult supervision with children ages 8 - 12. As with all electric products, precautions should be observed during handling and use to reduce the risk of electric shock.

**WARNING:** When using electrical products, basic safety precautions should be followed including the following:

- Read this manual thoroughly before using this device.
- M.T.H. recommends that all users and persons supervising use examine the hobby transformer periodically for conditions that may result in the risk of fire, electric shock, or injury to persons, such as damage to the primary cord, plug blades, housing, output jacks or other parts. In the event such conditions exist, the transformer should not be used until properly repaired.
- As with all electrical appliances, this product should not be left in operation when unattended.

# Service & Warranty Information

## How to Get Service Under the Terms of the Limited One-Year Warranty

When you suspect an item is defective, please check the operator's manual for standard operation and trouble-shooting techniques that may correct the problem. Additional information may be found on the M.T.H. Website. Should you still require service, follow the instructions below to obtain warranty service.

First, e-mail, write, call or fax a M.T.H. Authorized Service Center (ASC) in your area to obtain Repair Authorization. You can find the list of ASCs on the M.T.H. Website, [www.mth-railking.com](http://www.mth-railking.com). Authorized Service Centers are required to make warranty repairs on items sold *only* from that store; all other repairs may— or may not be done at the store's own discretion. If you did not purchase the item directly from the ASC, you will need to select a National Authorized Service Center (NASC). These centers are compensated by M.T.H. to perform warranty service for any customer whose repair qualifies for warranty service. A list of NASC retailers can be located on the M.T.H. Website or by calling 1-888-640-3700. Should the warranty no longer apply, you may choose either an ASC or NASC retailer to service your M.T.H. Product. A reasonable service fee will be charged.

**CAUTION:** Make sure the product is packed in its original factory packaging including its foam and plastic wrapping material to prevent damage to the merchandise. There is no need to return the entire set if only one of the components is in need of repair *unless otherwise instructed by the Service Center. The shipment must be prepaid and we recommend that it be insured. A cover letter including your name, address, daytime phone number, e-mail address (if available), Return Authorization number (if required by the service center, a copy of your sales receipt and a full description of the problem must be included to facilitate the repairs. Please include the description regardless of whether you discussed the problem with a service technician when contacting the Service Center for your Return Authorization.*

Please make sure you have followed the instructions carefully before returning any merchandise for service. Authorized M.T.H. Service Centers are independently owned and operated and are not agents or representatives of M.T.H. Electric Trains. M.T.H. assumes no responsibility, financial or otherwise, for material left in their possession, or work done, by privately owned M.T.H. Authorized Service Centers.

If you need assistance at any time email MTH Service at [service@mth-railking.com](mailto:service@mth-railking.com), or call 410 381-2580.

## Limited One-Year Warranty

All M.T.H. products purchased from an Authorized M.T.H. Train Merchant are covered by this warranty.

See our website at [www.mth-railking.com](http://www.mth-railking.com) or call 1-888-640-3700 to identify an Authorized M.T.H. Train Merchant near you.

M.T.H. products are warrantied for one year from the date of purchase against defects in material or workmanship, excluding wear items such as light bulbs, pick-up rollers, batteries, smoke unit wicks, and traction tires. We will repair or replace (at our option) the defective part without charge for the parts or labor, if the item is returned to an M.T.H. Authorized Service Center (ASC) or M.T.H. National Authorized Service Center (NASC) within one year of the original date of purchase. This warranty does not cover damages caused by improper care, handling, or use. Transportation costs incurred by the customer are not covered under this warranty.

Items sent for repair must be accompanied by a return authorization number, a description of the problem, and a **copy of the original sales receipt from an Authorized M.T.H. Train Merchant**, which gives the date of purchase. If you are sending this product to an Authorized Service Center, contact that Center for their return authorization.

This warranty gives you specific legal rights, and you may have other rights that vary from state to state. Specific questions regarding the warranty may be forwarded to M.T.H. directly.

Service Department  
M.T.H. Electric Trains  
7020 Columbia Gateway Drive







# AUTHORIZED SERVICE CENTER

7020 Columbia Gateway Dr. - Columbia, MD 21046

Information: 410-381-2580 Fax: 410-381-6122

[www.mth-railking.com](http://www.mth-railking.com)

## PARTICIPATING N.A.S.C. RETAILER LIST

### CANADA

TOY TRAIN WORKSHOP  
CUMBERLAND  
613-833-3125

THE TRAIN ROOM  
ERGUS  
519-787-3280

CALIFORNIA  
TIN PLATE JUNCTION  
OAKLAND  
510-444-4780

COLORADO  
MIZELL TRAINS INC  
WESTMINSTER  
303-429-4811

CONNECTICUT  
NEW ENGLAND HOBBY  
SUPPLY  
MANCHESTER  
860-646-0610

FLORIDA  
ROUNDHOUSE SOUTH  
PORT ORANGE  
386-304-7002

MARYLAND  
PLAZA HOBBY  
CUMBERLAND  
301-729-6424

ENGINE HOUSE HOBBIES  
GAITHERSBURG  
301-590-0816

CATOCTIN MOUNTAIN TRAINS  
THURMONT  
301-694-8331

MICHIGAN  
MICHIGAN MODEL TRAIN  
CENTER  
PINCKNEY  
734-426-1651

BRASSEUR ELECTRIC TRAINS,  
INC.  
SAGINAW  
989-793-4753

NEW HAMPSHIRE  
TREASURED TOYS  
SALEM  
603-898-7224

NEW YORK  
AURORA RAILS & HOBBIES  
EAST AURORA  
716-652-5718

OHIO  
DAVIS ELECTRONICS  
MILFORD  
513-831-6425

RICK'S TOY TRAINS  
TOLEDO  
419-478-0171

PENNSYLVANIA  
BUSSINGER TRAINS  
AMBLER  
215-628-2366

FAIRCHANCE PHARMACY  
FAIRCHANCE  
724-564-7817

THE STATION  
NEW CUMBERLAND  
717-774-7096

VIRGINIA  
LOCUST GROVE TRAINS  
LOCUST GROVE  
540-854-8955

DAVIS HOBBY SUPPLIES  
PORTSMOUTH  
757-397-1983

T S G HOBBIES  
WARRENTON  
540-347-9212

WISCONSIN  
SOMMERFELD'S TRAINS  
BUTLER  
262-783-7797

GRAMPA'S TRAIN SHOP  
RICE LAKE  
715-234-2996



# AUTHORIZED SERVICE CENTER

7020 Columbia Gateway Dr. - Columbia, MD 21046

Information: 410-381-2580 Fax: 410-381-6122

[www.mth-railking.com](http://www.mth-railking.com)

## PARTICIPATING A.S.C. RETAILER LIST

### CANADA

TOY TRAIN WORKSHOP  
CUMBERLAND  
613-833-3125

THE TRAIN ROOM  
ERGUS  
519-787-3280

CREDIT VALLEY RAILWAY  
COMPANY  
STREETSVILLE  
905-826-1306

B&H TRAINS  
TERREBONNE, QUEBEC  
450-492-317

### ALABAMA

SOUTHERLAND STATION  
HUNTSVILLE  
256-533-4720

LIL' BOBBY'S HOBBIES  
MONTGOMERY  
334-277-1715

### ARIZONA

ARIZONA TRAIN DEPOT  
MESA  
480-833-9486

CENTRAL COAST TRAINS  
ATASCADERO  
805-466-1391

### CALIFORNIA

CENTRAL COAST TRAINS  
ATASCADERO  
805-466-1391

TRAIN SHACK  
BURBANK  
818-842-3330

ROUNDHOUSE  
NORTH HOLLYWOOD  
818-769-0403

DOLLHOUSES, TRAINS &  
MORE  
NOVATO  
415-883-0388

TIN PLATE JUNCTION  
OAKLAND  
510-444-4780

RON'S WORLD  
SAN CLEMENTE  
949-361-5596

TRUCKS & TRAINS HOBBIES  
SANTA ROSA  
707-537-6586

### COLORADO

CUSTOM RAILWAY SUPPLY  
COLORADO SPRINGS  
719-634-4616

MIZELL TRAINS INC  
WESTMINSTER  
303-429-4811

### CONNECTICUT

NEW ENGLAND HOBBY  
SUPPLY  
MANCHESTER  
860-646-0610

### DELAWARE

K R R B MODEL TRAINS INC.  
NEWARK  
302-292-2779

### FLORIDA

HOLLYWOOD STATION  
HOLLYWOOD  
954-921-2700

DEPOT HOBBY SHOP  
LAKE WORTH  
561-585-1982  
READY TO ROLL  
MIAMI  
305-688-8868

FRANK'S TRAINS & HOBBIES  
INC.  
OLDSMAR  
813-855-1041

COLONIAL PHOTO & HOBBY  
ORLANDO  
407-841-1485

WARRICK CUSTOM HOBBIES  
PLANTATION  
954-370-0708

ROUNDHOUSE SOUTH  
PORT ORANGE  
386-304-7002

### ILLINOIS

BIKE & CHOO CHOO  
CONNECTION  
SCHAUMBURG  
847-882-7728

### INDIANA

Y. O. R. K. TRAINS  
MUNSTER  
219-838-9999

SAMUELSON'S TRAIN SHOP  
VALPARAISO  
219-462-2708

### IOWA

CABOOSE STOP HOBBIES  
CEDAR FALLS  
800-642-7012

**KENTUCKY**

L & N TRAINS & THINGS  
LOUISVILLE  
502-897-9005

**LOUISIANA**

AMERICA'S TRAIN YARD  
BATON ROUGE  
225-926-5592

**MAINE**

WHEELS, WINGS & THINGS  
LUDLOW  
207-532-6277

**MARYLAND**

PLAZA HOBBY  
CUMBERLAND  
301-729-6424

HOBBYTOWN U S A  
FREDERICK  
301-694-7395

ENGINE HOUSE HOBBIES  
GAITHERSBURG  
301-590-0816

J & B TRAINS  
HAGERSTOWN  
240-420-4930

THE TRAIN ROOM  
HAGERSTOWN  
301-745-6681

PURKEY'S TOY TRAINS  
SYKESVILLE  
410-549-6061

CATOCTIN MOUNTAIN TRAINS  
THURMONT  
301-694-8331

N & W TRAIN SHED  
WILLIAMSPORT  
301-223-8801

**MASSACHUSETTS**

NORTHEAST TRAINS  
PEABODY  
978-532-1615  
EAST BAY HOBBIES  
SEEKONK  
508-336-5573

**MICHIGAN**

MICHIGAN MODEL TRAIN  
CENTER  
PINCKNEY  
734-426-1651

BRASSEUR ELECTRIC TRAINS,  
INC.  
SAGINAW  
989-793-4753

**MISSOURI**

SWITCH STAND  
SAINT LOUIS  
314-781-4458

MARK TWAIN HOBBY CENTER  
ST. CHARLES  
636-946-2816

**NEVADA**

RENO RAILS  
RENO  
775-337-6669

**NEW HAMPSHIRE**

RAILROAD SPECIALTIES  
NASHUA  
603-801-0801

TREASURED TOYS  
SALEM  
603-898-7224

**NEW JERSEY**

COUNTRY AND STUFF  
ANDOVER  
973-786-7086

COLUMBUS TRAIN STATION  
COLUMBUS  
609-518-1800

ATLANTIC RAILS  
HAMMONTON  
609-567-8490

GRAND CENTRAL STATION  
KEARNY  
201-955-6200

J & B TRAINS, INC.  
MAPLE SHADE  
856-414-0092

HOBBY SHOP  
MATAWAN  
732-583-0505

HOBBYMASTERS, INC  
RED BANK  
732-842-6020

RIDGEFIELD HOBBY  
RIDGEFIELD  
201-943-2636

TRAINS & THINGS  
TRENTON  
609-883-8790

COAST TRAINS AND  
COLLECTIBLES  
WALL  
732-556-9005

HOLLY BEACH TRAIN DEPOT  
WILDWOOD  
609-522-2379

**NEW YORK**

AURORA RAILS & HOBBIES  
EAST AURORA  
716-652-5718

NASSAU HOBBY CENTER, INC.  
FREEPORT  
516-378-9594

HOBBY WORLD  
MONTICELLO  
845-794-8770

CITY DEPOT, INC.  
NEW HAMPTON  
845-374-3010

AMERICANA STORE  
TIVOLI  
845-757-4246

KROSS HARDWARE  
WEST BABYLON  
631-669-3069

**NORTH CAROLINA**

THE ROUNDHOUSE &  
BACKSHOP  
CARY  
919-465-0810

TRAINS LTD.  
CHARLOTTE  
704-566-9070

DRY BRIDGE STATION  
MOUNT AIRY  
336-786-9811

THE FREIGHT YARD  
SMITHFIELD  
919-934-6229

TRAIN LOFT  
WINSTON-SALEM  
336-760-9817

**OHIO**

GLEN'S TRAIN SHOP  
AKRON  
330-253-6527

E & S TRAINS  
AKRON  
330-745-0785

T & K HOBBY SHOP  
BRIDGEPORT  
740-633-6607

SCHAFFNER'S TRAINS  
CANTON  
330-452-4444

TRAINS-N- THINGS  
CANTON  
330-499-1666

PARMA HOBBY  
CLEVELAND  
216-741-6440

SANDY'S HOBBY'S &  
COLLECTIBLES  
ELYRIA  
440-365-9999

HUDSON TOY, TRAIN &  
HOBBY  
HUDSON  
330-653-2997

CLEARVIEW TRAIN & HOBBY  
LORAIN  
440-277-4488

DIXIE UNION STATION  
MASON  
513-459-0460

DAVIS ELECTRONICS  
MILFORD  
513-831-6425

GRAND PACIFIC JUNCTION  
OLMSTEAD FALLS  
440-235-4777

RICK'S TOY TRAINS  
TOLEDO  
419-478-0171

ERIE RAILWAY DEPOT  
TROY  
937-440-9972

**PENNSYLVANIA**  
AMERICAN HOBBY CENTER  
ALQUIPPA  
724-378-3930

ALLENTOWN TOY TRAIN  
SERVICE  
ALLENTOWN  
610-821-0740

ON THE RIGHT TRACK  
ALTOONA  
814-942-4345

BUSSINGER TRAINS  
AMBLER  
215-628-2366

YE OLDE TRAIN & CHRISTMAS  
SHOPPE  
BOYERTOWN  
610-369-0755

CHARLEROI SWEEPER  
CENTER  
CHARLEROI  
724-483-3397

CRANBERRY HOBBY DEPOT  
CRANBERRY TWP  
724-776-3640

FAIRCHANCE PHARMACY  
FAIRCHANCE  
724-564-7817

TOY TRAIN STATION  
FEASTERVILLE TREV  
215-322-5182

THE CABOOSE  
LEHIGHTON  
570-386-5352

HOBBY CITY  
McMURRAY  
724-942-2557

THE STATION  
NEW CUMBERLAND  
717-774-7096

FRYER'S STORE  
ORWIGSBURG  
570-366-2258  
CHESTNUT TOYBOX  
PHILADELPHIA  
215-545-0455

TOBY TYLER'S HOBBY  
CENTER  
PITTSBURGH  
412-653-5030

C. T. MC CORMICK HARDWARE  
ZELIENOPE  
724-452-6130

**SOUTH CAROLINA**  
EMERALD TRAIN & HOBBY  
GREENWOOD  
864-223-2247

**TENNESSEE**  
MODEL RAILROAD & HOBBY  
SHOP  
MEMPHIS  
901-384-6500

**TEXAS**  
HOBBY TIME  
AMARILLO  
806.352.9660

RIVERVIEW TRAINS  
ANGLETON  
979-848-3895

GREAT TRAINS & HOBBIES  
LONGVIEW  
903-757-2720

**VIRGINIA**  
LOCUST GROVE TRAINS  
LOCUST GROVE  
540-854-8955

TRAINS, ETC.  
LORTON  
703-550-1779

TRAIN DEPOT  
MANASSAS  
703-335-2216

CHESTERFIELD HOBBIES  
MIDLOTHIAN  
804-379-9091

DAVIS HOBBY SUPPLIES  
PORTSMOUTH  
757-397-1983

TOY TRAIN CENTER  
RICHMOND  
804-288-4475

T S G HOBBIES  
WARRENTON  
540-347-9212

NORGE STATION  
WILLIAMSBURG  
757-564-7623

**WEST VIRGINIA**  
PATRICK'S TRAINS  
WHEELING  
304-232-0714

**WISCONSIN**  
SOMMERFELD'S TRAINS  
BUTLER  
262-783-7797

WOODCRAFTER'S  
BURLINGTON  
262-763-5239

HOBBY OUTLET  
FOND DU LAC  
920-924-3770

G B T V & TRAINS  
GREEN BAY  
920-496-9697

GRAMPA'S TRAIN SHOP  
RICE LAKE  
715-234-2996

THE TRAIN STORE  
WAUKESHA  
262-650-6675